

# Redmond SchoolPool Toolkit



*Giving students a healthy, safe and fun way to get to school!*

## What is Redmond SchoolPool?

The Redmond SchoolPool program encourages Redmond students and their families to not drive alone to school through promotions held in the months of October and May. By using encouragement, activities & educational materials, SchoolPool gets more students walking, biking, riding the school bus and carpooling with other families.

### Program Benefits:

- Reduce traffic congestion around schools and local neighborhoods.
- Give students a healthy and safe way to get to school.
- Save families time and money.
- Reduce our environmental impact and local air pollution from driving alone.
- Teach and motivate kids to make a difference in their community.

### Incentives and Rewards:

#### For the Schools/PTSA's:

Raise up to \$3,000 total for the school or PTSA annually, up to a max of \$1,500 each in October and May.

#### For the Students:

Free safety gear on Walk or Bike to School Day, a completion prize, and other fun, educational materials about safety.

## Overview:


### 1. Students Receive SchoolPool Tracker:

At the beginning of the month, schools distribute the paper tracking card provided by SchoolPool to all students.

*\*Students over 13 years old can log their trips in the SchoolPool smart phone app*

### 2. Schools and SchoolPool Staff Encourage Families to Drive to School Less:

- SchoolPool staff will provide schools sample communications for you to send out via e-newsletters and social media, including safety tips for families and more.
- SchoolPool staff will provide ideas for a Walk or Bike to School Day event (typically the first Wednesday of the month).
- Additional promotional ideas can be found on page 2, and at RedmondSchoolPool.com.



**3. Collect SchoolPool Trackers:** Each returned tracker that has at least 1 non-driving trip to school will earn \$5 for the PTSA or school and a reward for the student!

## Redmond SchoolPool Toolkit

### Support Provided by SchoolPool Staff:

- Administer the Redmond SchoolPool website.
- Provide marketing materials for your school, including printing.
- Provide help planning a Walk & Bike to School Day event at your school.
- Provide rewards for participants and school.
- Attend school meetings to present and answer questions on SchoolPool.
- Connect staff with resources for educational materials on benefits of walking, biking, carpooling, and taking the bus.
- Connect school with community resources like Redmond Police Outreach, Public Safety, Cascade Bicycle Club, and King County Metro.



### Your School's Role:

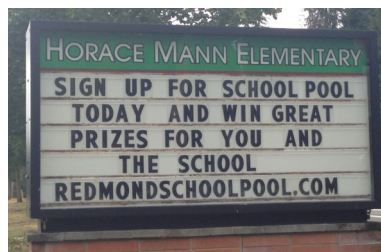
- Distribute and collect SchoolPool tracking cards.
- Promote SchoolPool to your school's students, staff and families using resources provided by SchoolPool, and the below ideas:

#### To Parents

- Include SchoolPool information in newsletters and facebook posts
- Have School Administration encourage parents to participate at school events and meetings
- Encourage a team of parents to act as "SchoolPool Champions"
- Send SchoolPool information home with students

#### To Teachers

- Educate staff at staff meetings so they can be champions of the program
- Create a challenge between classrooms or grade levels
- Incorporate into curriculum using lesson plan ideas available at [SafeRoutesInfo.org](http://SafeRoutesInfo.org)



#### Around School

- Involve crossing guards to encourage students
- Hand out fliers about SchoolPool to drivers in the drop off zones
- Add a message to your school's reader board
- Hang SchoolPool posters in the school
- Make information for SchoolPool available in the front office
- Put out SchoolPool yard signs around school drop off zones.

## Frequently Asked Questions From Students and Parents:

### 1. What if I already walk, bike, take the bus or carpool to school?

That's great! You can still earn rewards from Redmond SchoolPool when you add the trips you take to your tracking card. Maybe you can offer to help other students and their families start taking a new way to school!

### 2. How do you know if I took the trips I've added to my calendar?

We are using the honor system with the SchoolPool tracking systems. Please be truthful with the kinds of trips you are adding to your SchoolPool tracker.

### 3. How can we set up a 'Walking School Bus' or 'Bike Train'?

A walking school bus is a group of children walking to school with one or more adults. It can be as informal as two families taking turns walking their children to school to as structured as a route with meeting points, a timetable and a regularly rotated schedule of trained volunteers. A variation on the walking school bus is the bicycle train, in which adults supervise children riding their bikes to school. Here are some tips for getting started:

- Invite families who live nearby to walk or bike together.
- Pick a route and take a test walk or ride.
- Decide how often the group will walk or bike together.
- Have fun!

For more information on starting a bike train or walking school bus visit:

[RedmondSchoolPool.com](http://RedmondSchoolPool.com) and [www.SafeRoutesInfo.Org](http://www.SafeRoutesInfo.Org).

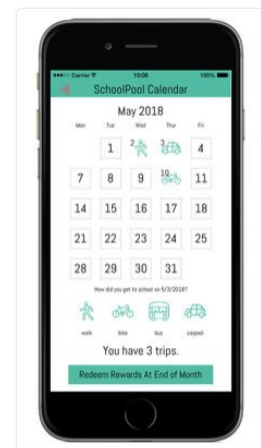
### 4. How does the Redmond SchoolPool App work?

If you are a High School or Middle School student (and are 13 or older) you can use the Redmond SchoolPool app to log your trips and earn rewards!

The app is available for iPhone or Android and can be found by searching for "Redmond SchoolPool".

#### How the SchoolPool mobile app works:

1. Download the app
2. During the months of May and October, the app will allow you to log trips DAILY to school via walking, biking, carpooling or riding the school bus
3. At the end of the month, use the app to submit your trips to earn rewards



**Have Questions? Contact us!**  
**[RedmondSchoolPool@Redmond.gov](mailto:RedmondSchoolPool@Redmond.gov)**